





Auditor's Report On Quarterly Financial Results and Year to Date Results of the Company Pursuant to the Regulation 33 of the SEBI (Listing Obligations and Disclosure Requirements) Regulations, 2015

To
Board of Directors of
M/s. CHANDRA PRABHU INTERNATIONAL LIMITED

1. We have audited the quarterly financial results of **M/s. CHANDRA PRABHU INTERNATIONAL LIMITED** ("the company") for the quarter ended March 31, 2016 and the year to date results for the period **01st April, 2015 to 31st March, 2016**, attached herewith, being submitted by the company pursuant to the requirement of Regulation 33 of the SEBI (Listing Obligations and Disclosure Requirements) Regulations, 2015. The financial results for the quarter ended 31st March, 2016 **have** been prepared on the basis of the audited financial statements for the year ended 31st March, 2016 and the financial results for the nine months ended 31st December, 2015, which were subject to limited review and are the responsibility of the company's management and have been approved by the Board of Directors of the Company. Our responsibility is to express an opinion on these financial results based on our audit of the financial results as at and for the year ended 31st March, 2016, and our review of the financial results for the nine months ended 31st December, 2015 which was prepared in accordance with the recognition and measurement principles laid down in Accounting Standard for Interim Financial Reporting (AS 25), prescribed, under Section 133 of the Companies Act, 2013 read with relevant rules issued there under; as applicable and other accounting principles generally accepted in India and the relevant requirements of the SEBI Regulations.
2. We conducted our audit in accordance with the auditing standards generally accepted in India. Those standards require that we plan and perform the audit to obtain reasonable assurance about whether the financial results are free of material misstatement(s). An audit includes examining, on a test basis, evidence supporting the amounts disclosed as financial results. An audit also includes assessing the accounting principles used and significant estimates made by management. We believe that our audit provides a reasonable basis for our opinion.
3. In our opinion and to the best of our information and according to the explanations given to us these quarterly financial results as well as the year to date results:
 - (i) are presented in accordance with the requirements of Regulation 33 of the SEBI (Listing Obligations and Disclosure Requirements) Regulations, 2015 in this regard; and
 - (ii) give a true and fair view of the net profit/loss and other financial information for the quarter ended March 31, 2016 as well as the year to date results for the period from **01st April, 2015 to 31st March, 2016**.
4. These financial results includes the results for the quarter ended 31st March being the balancing figures between the audited figures in respect of the full financial year and the published year to date figures upto 31st December of the relevant financial year, which were subject to limited review by us as stated in Paragraph 1 above, as required under the SEBI Regulations

Place: New Delhi
Date.: 30th May, 2016

for J P S & CO
Chartered Accountants

J C Verma
Partner
M NO. 83210






Auditor's Report On Consolidated Year to Date Results of the Company Pursuant to the Regulation 33 of the SEBI (Listing Obligations and Disclosure Requirements) Regulations, 2015

To
Board of Directors of
M/s. CHANDRA PRABHU INTERNATIONAL LIMITED

1. We have audited the consolidated financial results of **M/s. CHANDRA PRABHU INTERNATIONAL LIMITED** ("the company") and its subsidiary company for the year ended March 31, 2016, attached herewith, being submitted by the company pursuant to the requirement of Regulation 33 of the SEBI (Listing Obligations and Disclosure Requirements) Regulations, 2015. These consolidated year to date financial results have been prepared from consolidated interim financial statements, which are the responsibility of the Holding company's management and have been approved by the Board of Directors of the Holding company, has been prepared in accordance with the recognition and measurement principles laid down in Accounting Standard for Interim Financial Reporting (AS 25), mandated under Section 133 of the Companies Act, 2013 read with relevant rules issued there under or by the Institute of Chartered Accountants of India, as applicable and other accounting principles generally accepted in India and relevant requirements of the SEBI Regulations. Our responsibility is to express an opinion on these financial results.
2. We conducted our audit in accordance with the auditing standards generally accepted in India. Those standards require that we plan and perform the audit to obtain reasonable assurance about whether the financial results are free of material misstatement(s). An audit includes examining, on a test basis, evidence supporting the amounts disclosed as financial results. An audit also includes assessing the accounting principles used and significant estimates made by management. We believe that our audit provides a reasonable basis for our opinion.
3. We did not audit the financial statements of one (1) subsidiary included in the consolidated year to date results for the year ended 31st March 2016, whose financial statements reflect total assets of **Rs. 3285.53 Lacs** as at March 31, 2016 and the total revenue of **Rs.5066.66 Lacs** for the year ended on that date, as considered in the consolidated financial results. These financial statements and other financial information have been audited by other auditors whose report(s) have been furnished to us by the management, and our opinion is based solely on the report of such other auditors.
4. In our opinion and to the best of our information and according to the explanations given to us these consolidated financial results read with notes thereon:
 - (i) include the financial results for the year ended 31st March 2016 of M/s Alsan Rubber & Chemicals Private Limited;
 - (ii) have been presented in accordance with the requirements of Regulation 33 of the SEBI (Listing Obligations and Disclosure Requirements) Regulations, 2015 in this regard; and
 - (iii) give a true and fair view of the consolidated net profit/loss and other financial information for the year ended March 31, 2016.

Place: New Delhi
Date.: 30th May, 2016

For J P S & CO
Chartered Accountants
FRN: 004086N


J.C. Verma
Partner
M.NO. 83210

Statement of Annual Standalone & Consolidated Audited Financial Results For The Quarter and Year Ended 31st March - 2016

(Rs. In Lacs)

PART - I	Sl.	Particulars	STANDALONE					CONSOLIDATED	
			Quarter Ended			Year Ended		Year Ended	
			31st March 2016	31st Dec. 2015	31st March 2015	31st March 2016	31st March 2015	31st March 2016	31st March 2015
	(Audited)	(Unaudited)	(Audited)	(Audited)	(Audited)	(Audited)	(Audited)		
1		Income from operations							
		(a) Net Sales/Income from Operations	991.76	494.29	1,278.86	3,558.56	4,860.60	4,959.96	
		(b) Other Operation Income							
		Total income from operations (net)	991.76	494.29	1,278.86	3,558.56	4,860.60	4,959.96	
2		Expenditure							
		a) Cost of materials consumed							
		b) Purchases of stock-in-trade	1,026.45	401.31	862.44	3,233.52	5,204.87	4,712.50	
		c) Changes in inventories of finished goods, work-in-progress and stock-in-trade	(85.95)	88.17	403.56	254.40	(504.96)	122.53	
		d) Employees benefits expense	9.25	8.01	9.11	33.04	34.61	49.08	
		e) Depreciation and amortisation expense	11.18	(1.56)	12.78	19.51	26.68	25.59	
		f) Other expenses (Any item exceeding 10% of the total expenses relating to continuing operations to be shown separately)	7.96	29.29	17.61	86.93	87.88	117.11	
		Total Expenses	968.89	625.22	1,305.50	3,627.40	4,849.08	5,026.81	
3		Profit/(Loss) from Operations before other Income, finance costs and Exceptional Items (1+2)	22.87	(30.93)	(26.64)	(68.84)	11.52	(66.85)	
4		Other income	83.52	(1.14)	(1.18)	95.62	12.76	106.70	
5		Profit (loss) from ordinary activities before financial cost and Exceptional Items (3+4)	106.39	(32.07)	(27.82)	26.78	24.28	39.85	
6		Finance Costs	18.64	3.10	26.01	28.51	33.73	69.80	
7		Profit (loss) from ordinary activities after finance costs but before Exceptional Items (5-6)	87.75	(35.17)	(53.83)	(1.73)	(9.45)	(29.95)	
8		Exceptional Items	52.44	-	-	52.44	-	52.44	
9		Profit / (Loss) from ordinary activities before Tax(7+8)	140.19	(35.17)	(53.83)	50.71	(9.45)	22.49	
10		Tax Expenses	13.32	-	(11.57)	17.42	(3.43)	17.57	
11		Net Profit/(Loss) from Ordinary Activities after tax (9+10)	126.87	(35.17)	(42.26)	33.29	(12.88)	17.67	
12		Extra Ordinary Items (net of tax expenses Rs.....)							
13		Net Profit/(Loss) for the period (11+12)	126.87	(35.17)	(42.26)	33.29	(12.88)	4.92	
14		Share of profit/ (loss) of associates	-	-	-	-	-	-	
15		minority interest	-	-	-	-	-	-	
16		Net Profit/(loss) after taxes, minority interest and share of profit / (loss) of associates(13+14+15)	126.87	(35.17)	(42.26)	33.29	(12.88)	4.92	
17		Paid-up equity share capital (face value of the share (Rs. 10/- each))	369.80	369.80	369.80	369.80	369.80	369.80	
18		Reserve excluding Revaluation Reserves as per balance sheet of previous accounting year							
19.i		Earnings per share (before extraordinary items) (of Rs. 10/- each) (not annualised)							
		(a) Basic	3.43	(0.95)	(1.14)	0.90	(0.35)	0.13	
		(b) Diluted	-	-	-	-	-	-	
19.ii		Earnings per share (after extraordinary items) (of Rs.10/- each) (not annualised)							
		(a) Basic	3.43	(0.95)	(1.14)	0.90	(0.35)	0.13	
		(b) Diluted	-	-	-	-	-	-	

Quarterly Reporting of segment-wise Revenue ,Result and capital Employed for the period ended 31st March 2016

Sl. No.	Particulars	STANDALONE					CONSOLIDATED	
		Quarter Ended			Year Ended		Year Ended	
		31st March 2016	31st Dec. 2015	31st March 2015	31st March 2016	31st March 2015	31st March 2016	31st March 2015
	(Audited)	(Unaudited)	(Audited)	(Audited)	(Audited)	(Audited)	(Audited)	
1	Segment Revenue (Net sales/Income)							
a	Segment - Rubber	929.79	494.29	378.37	2,508.82	1,429.09	3,910.22	3,732.79
b	Segment - Coal	61.97	-	900.48	1,049.74	3,431.50	1,049.73	3,431.50
c	Other Unallocable	-	-	-	-	-	-	-
	Net Sales/Income from operations	991.76	494.29	1,278.85	3,558.56	4,860.59	4,959.95	7,164.29
2	Segment Results Profit(+)/Loss(-) (before Tax & interest from each segment)							
a	Segment - Rubber	48.83	8.62	27.20	22.56	46.46	24.54	84.48
b	Segment - Coal	69.66	(39.55)	(41.08)	4.22	(22.18)	4.22	(22.18)
c	Other Unallocable	40.34	(1.14)	(13.94)	52.44	-	63.53	-
	Total	158.83	(32.07)	(27.82)	79.22	24.28	92.29	62.30
	Less :Interest (Net)	18.64	3.10	26.01	28.51	33.73	69.80	64.36
	Total Profit/(Loss) before Tax	140.19	(35.17)	(53.83)	50.71	(9.45)	22.49	(2.06)
	Extra Ordinary Items							
	Current Year Tax	13.32	-	(15.00)	17.42	-	17.57	4.25
	Deffered Tax	-	-	(3.88)	-	(3.88)	-	(5.92)
	Tax related to earlier years	-	-	7.31	-	7.31	-	7.22
	Total Profit/(Loss) after Tax	126.87	(35.17)	(42.26)	33.29	(12.88)	4.92	(7.61)
3	Capital Employed (Segment Assets- Segment Liabilities)							
a	Segment - Rubber	906.35	829.63	878.45	906.35	878.45	1044.40	995.49
b	Segment - Coal	140.93	76.19	184.09	140.93	184.09	91.07	184.09
c	Other Unallocable	108.60	147.39	60.00	108.60	60	48.63	-
	Total	1155.88	1053.21	1122.54	1,155.88	1,122.54	1184.10	1179.58

- Notes :
- These result have been were reviewed by the Audit Committee and thereafter approved and taken on record by the Board of Directors at its meeting held on 30th May 2016.
 - Figures for the quarter ended 31st March, 2016 are the balancing figures between Audited figures of financial year ended 31st March 2016 & published figures upto third quarter of the financial year.
 - As company is engaged only in one activity, segement reporting as define in Accounting Standard-17 issued by ICAI is not applicable.
 - Segment has been identified as per AS-17 issued by the institute of Chartered Accountants of India.
 - During the quarter no investor's complaint was received and / or pending either at the beginning or at the end of the quarter.
 - Previous periods figures have been re-grouped/reclassified to current period's classification, wherever necessary to confirm to the current period presentation.
 - The Statutory Auditors have audited the financial results for the quarter and year ended 31st March 2016

Place : New Delhi
Date : 30-May-16



For and behalf of the Board

(AKASH JAIN)
Managing Director
DIN-00049303

STATEMENT OF ASSETS AND LIABILITIES AS AT 31ST MARCH 2016
 Annexure IX

(Rs. In Lacs)

SL No.	Particulars	STANDALONE		CONSOLIDATED	
		As at 31st March 2016 (Audited)	As at 31st March 2015 (Audited)	As at 31st March 2016 (Audited)	As at 31st March 2015 (Audited)
A	EQUITY AND LIABILITIES				
1	SHAREHOLDERS' FUNDS				
	(a) Share Capital	369.80	369.80	369.80	369.80
	(b) Reserves and Surplus	786.07	752.74	814.3	809.34
	(C) Money received against share warrants	-	-	-	-
	Sub-total-Shareholder funds	1,155.87	1,122.54	1,184.10	1,179.14
2	Share application money pending allotment	-	-	-	-
3	Minority interest*	-	-	-	-
4	Non-current liabilities				
	(a) Long-term borrowings	6.27	3.38	4.05	11.88
	(b) deferred tax liabilities (net)	-	-	-	-
	(c) Other long-term liabilities	-	-	-	-
	(d) Long-term provisions	3.52	3.31	3.52	3.31
	Sub-total-Non-Current liabilities	9.79	6.69	7.57	15.19
5	Current Liabilities				
	(a) Short-term borrowings	98.54	474.39	653.30	1,157.89
	(b) Trade payables	823.91	463.80	1,261.91	587.95
	(c) Other current liabilities	126.25	276.76	161.66	322.04
	(d) Short-term provisions	11.96	0.44	16.98	4.69
	Sub-total-Current liabilities	1,060.66	1,215.39	2,093.85	2,072.57
	TOTAL - EQUITY AND LIABILITIES	2,226.32	2,344.62	3,285.52	3,266.90
B	ASSETS				
1	Non-current assets				
	(a) Fixed asstes	53.59	53.06	69.06	74.50
	(b) Goodwill on consolidation*	-	-	8.24	8.24
	(c) Non-current investment	108.60	60.00	48.63	0.03
	(d) Deferred tax assets (net)	9.98	8.39	12.24	10.04
	(e) Long-terem loans and advances	83.44	79.64	147.68	128.36
	(f) Other non-current assets	-	-	-	-
	Sub-total-Non-Current assets	255.61	201.09	285.85	221.17
2	Current assets				
	(a) Current investment	-	-	-	-
	(b) Inventories	267.63	522.03	758.12	880.65
	(c) Trade receivables	1,326.78	890.21	1,821.37	1,413.92
	(d) Cash and cash equivalents	203.47	106.37	238.23	114.09
	(e) Short-trem loans and advances	136.55	601.38	145.15	613.26
	(f) Other current assets	36.28	23.54	36.80	23.81
	Sub-total-Current assets	1,970.71	2,143.53	2,999.67	3,045.73
	TOTAL - ASSETS	2,226.32	2,344.62	3,285.52	3,266.90

* Applicable in the case of consolidated statement of assets and liabilities.

For Chandra Prabhu International Ltd.


 Akash Jain
 Managing Director
 DIN- 00049303
 Place:-New Delhi
 Date:-30.05.2016







CHANDRA PRABHU INTERNATIONAL LIMITED



REGD. OFFICE : 1ST FLOOR, 14, RANI JHANSI ROAD, NEW DELHI-110055 ☎ : 23516567, 32559597 • FAX : 91-11-23553698 • E-mail : info@cpil.com • Website : www.cpil.com

ANNEXURE X

FORM A (for audit report with unmodified opinion)

1.	Name of the company	Chandra Prabhu International Limited
2.	Annual financial statements for the year ended	31 st March, 2016
3.	Type of Audit observation	Un Modified
4.	Frequency of observation	Not Applicable
5.	To be signed by-	
	<ul style="list-style-type: none">• CEO/Managing Director	 Mr. Akash Jain (Managing Director)
	<ul style="list-style-type: none">• CFO	 Mr. Amar Singh (Chief Financial Officer)
	<ul style="list-style-type: none">• Auditor of the company	 Mr. Jagdish Verma (Auditor)
	<ul style="list-style-type: none">• Audit Committee Chairman	 Mr. Prakash Goyal (Chairman)

